Parts Page Reorder No. PD96•24
Effective April, 1996

Sander/Polisher

Model:
50816 — 6", 0–2,000 RPM
50823 — 8", 0–2,000 RPM
50851 — 3,100 RPM

Motor and Machine Parts

⚠WARNING **Always operate, inspect and maintain this tool in accordance with the Safety Code for portable air tools (ANSI B186.1) and any other applicable safety codes and regulations. Please refer to Dynabrade's Warning/Safety Operating Instructions for more complete safety information.**

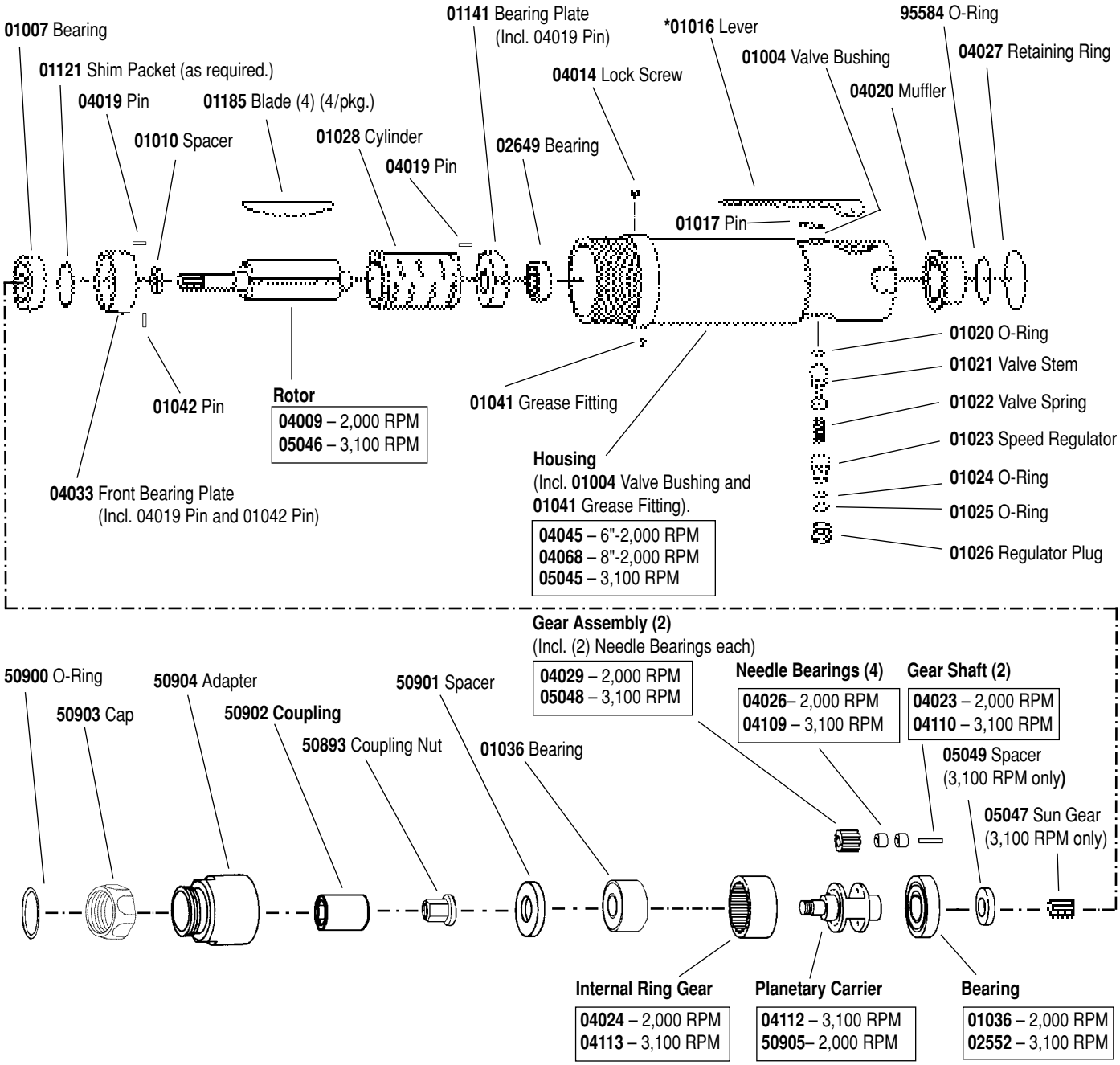

***01089** Safety-lock lever assembly available.

See inside side for Angle-Head Assembly and Important Operating, Maintenance and Safety Instructions.

Angle-Head Assembly

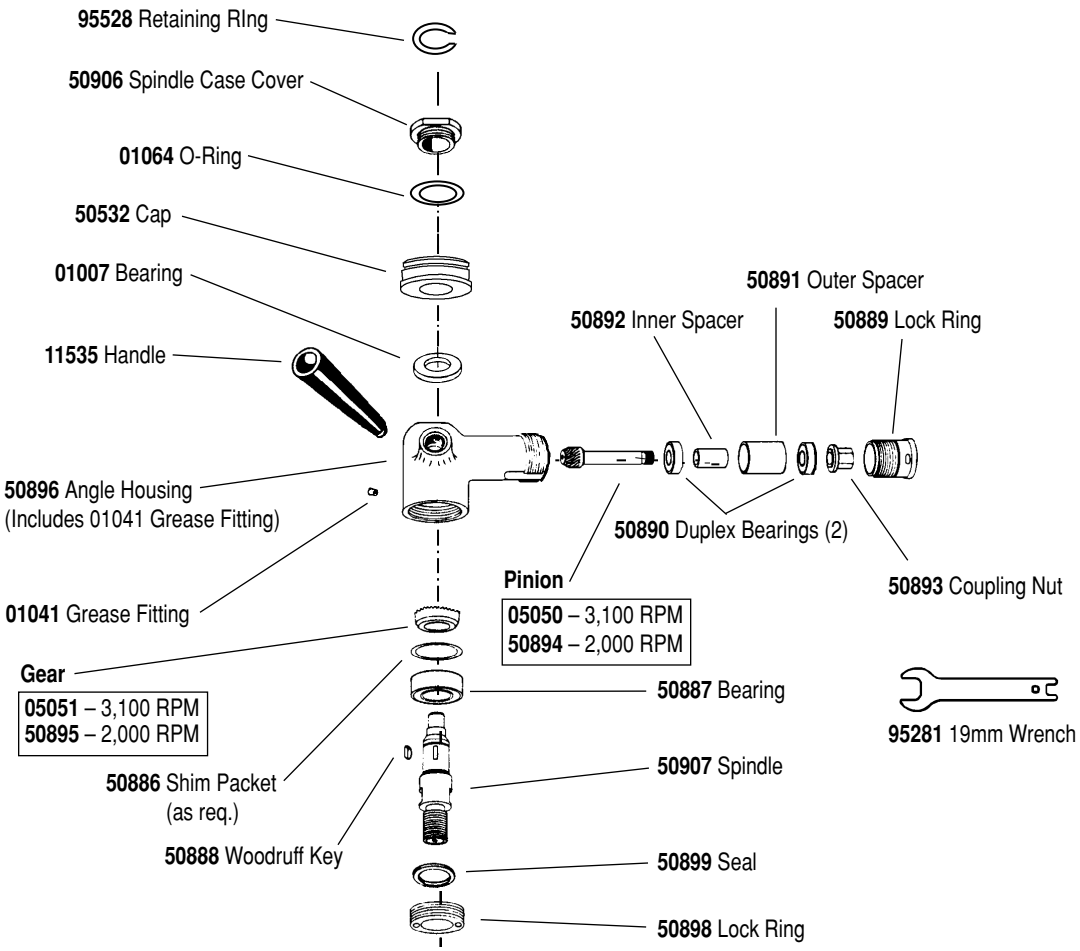

Optional Accessories



Dynaswivel®

Swivels 360° at two locations which allows an air hose to drop straight to the floor, no matter how the tool is held.

- 95460 1/4" NPT
- 95461 3/8" NPT
- 95462 1/2" NPT



Wet/Dry Sander Disc Pads

- Has 3/8" center hole.
- 6" and 8" pads rated 3,200 RPM max.

50828: 6" Diameter Pad **50829:** 8" Diameter Pad
Foam-Backed Rubber-Faced Soft Pads — for PSA and Screen Abrasives

50884: 5" Diameter Pad
50947: 8" Diameter Pad
50946: 6" Diameter Pad
Rigid-Backed Hook Face — for Reattachable Discs



50797 – 6" Accessory Kit
50798 – 8" Accessory Kit

- Includes either 6" (50828) or 8" (50829) dia. pad, 95527 Hose Assembly, 95542 Grease (10 oz.) and 95541 Grease Gun.



95604 Tune-Up Kit

- Includes parts to help maintain motor in tip-top shape.

Important Operating, Maintenance and Safety Instructions

Carefully read all instructions before operating or servicing any Dynabrade® Abrasive Power Tool.

Warning: Hand, wrist and arm injury may result from repetitive work motion and overexposure to vibration.

Important: All Dynabrade air tools must be used with a Filter-Regulator-Lubricator to maintain all warranties.

Operating Instructions:

Warning: Eye, face and body protection must be worn while operating power tools. Failure to do so may result in serious injury or death
Follow safety procedures posted in workplace.

1. With power source disconnected from tool, securely fasten abrasive/sanding pad on tool.
2. Connect power source to tool. Be careful not to depress throttle lever in the process.
3. Check tool speed with tachometer. If tool is operating at a higher speed than the RPM marked on the tool or operating improperly, the tool should be serviced to correct the cause before use.

Maintenance Instructions:

1. All Dynabrade air motors should be lubricated with two drops of Dynabrade Air Lube (P/N **95842**: 1pt. 473ml.) placed directly into the air inlet with throttle lever depressed every four hours of use.
2. An air line filter-regulator-lubricator must be used with this air tool to maintain all warranties. Dynabrade recommends the following: **11289** Air Line Filter-Regulator-Lubricator — Provides accurate air pressure regulation, two-stage filtration of water contaminants and positive-drip lubrication of pneumatic components. Operates 40 CFM @ 90 PSI has 3/8" NPT female ports.
3. Frequent drainage of water traps in air lines is recommended.
4. Some silencers on air tools may clog with use. Clean and replace as required.
5. Gear cases of the Dynabrade air tool should be lubricated every 16 hours of use by using Dynabrades **95541** Grease Gun and **95542** Grease.
6. A motor tune-up kit (P/N **95604**) is available which includes assorted parts to help maintain motor in tip-top shape.

Safety Instructions:

Products offered by Dynabrade should not be converted or otherwise altered from original design without the expressed written consent from Dynabrade, Inc.

- **Warning:** Eye, face and body protection must be worn while operating power tools. Failure to do so may result in serious injury or death follow safety procedures posted in workplace.
- **Important:** User of tool is responsible for following accepted safety codes such as those published by the American National Standards Institute (ANSI).
- Tool RPM must never exceed abrasive/sanding pad RPM rating, regardless of tool capacity.
- Operate machine for 30 seconds before application to workpiece to determine if machine is working properly and safely before work begins.
- Always disconnect power supply before changing abrasive or making machine adjustments.
- Inspect abrasives and sanding pads for damage or defects prior to and during operation of tool.
- Please refer to Dynabrade's Warning/Safety Operating Instructions Tag (Reorder No. 95903) for more complete safety information.
- **Warning:** Hand, wrist and arm injury may result from repetitive work, motion and overexposure to vibration.

Notice

All Dynabrade motors use the highest quality parts and metals available and are machined to exacting tolerances. The failure of quality pneumatic motors can most often be traced to an unclean air supply or the lack of lubrication. Air pressure easily forces dirt or water contained in the air supply into motor bearings causing early failure. It often scores the cylinder walls and the rotor blades resulting in limited efficiency and power. Our warranty obligation is contingent upon proper use of our tools and cannot apply to equipment which has been subjected to misuse such as unclean air, wet air or a lack of lubrication during the use of this tool.

Note: To order replacement parts specify the model and serial number of your machine.

Full One Year Warranty

Following the reasonable assumption that any inherent defect which might prevail in a product will become apparent to the user within one year from the date of purchase, all equipment of our manufacture is warranted against defects in workmanship and materials under normal use and service. We shall repair or replace at our factory, any equipment or part thereof which shall, within one year after delivery to the original purchaser, indicate upon our examination to have been defective. Our obligation is contingent upon proper use of Dynabrade tools in accordance with factory recommendations, instructions and safety practices. It shall not apply to equipment which has been subject to misuse, negligence, accident or tampering in any way so as to affect its normal performance. Normally wearable parts such as bearings, contact wheels, rotor blades, etc., are not covered under this warranty.



Toll Free (USA) 1-800-828-7333
Toll Free (Can.) 1-800-344-1488

DYNABRADE, INC., 8989 Sheridan Drive • Clarence, NY 14031-1490 • Phone: (716) 631-0100 • Fax: 716-631-2073 • International Fax: 716-631-2524
DYNABRADE EUROPE S.àr.l., Zone Artisanale • L-5485 Wormeldange—Haut, Luxembourg • Telephone: 352 76 84 94 • Fax: 352 76 84 95
©DYNABRADE, INC., 1996
PRINTED IN USA